SG 8250

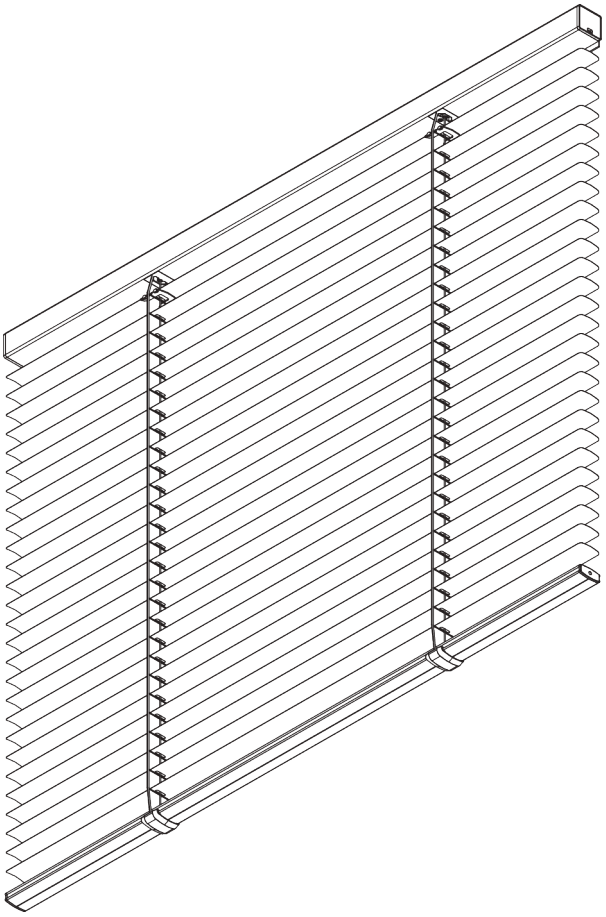

PRODUCT INFORMATION

- ***Operation:*** *motorised*
- ***Range:*** *S - M*
- ***Fitting:*** *ceiling, wall*
- ***Colours:*** *refer to Silent Gliss slat collection*

Features:

- *Optimised light control*
- *Various control options*
- *Slat width: 25 mm (standard), 16 mm*

SilentGliss

SYSTEM SPECIFICATIONS

A. SYSTEM DIMENSIONS

← max. →	→ min. ←	→ min. ←	↑ max. ↓
3 m	*65 cm (up to a height of 2 m)*	*80 cm (up to a height of 3.4 m)*	*3.4 m*

m² max.
5 m²

Slat stack heights

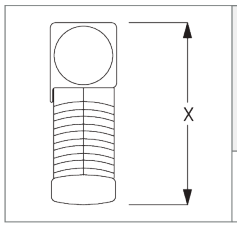

mm		↑ max. ↓						
		50	100	150	200	250	300	340
16 / 25 mm	X	6	8	10	12	14	15	17

(cm)

B. PROFILE

Profile information

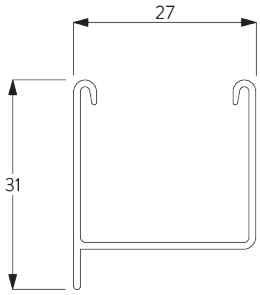

SG 8102
Profile

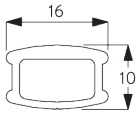

SG 8003
Bottom bar 16 mm

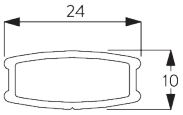

SG 8004
Bottom bar 24 mm



SG 8025
Shaft

C. HOW TO MEASURE

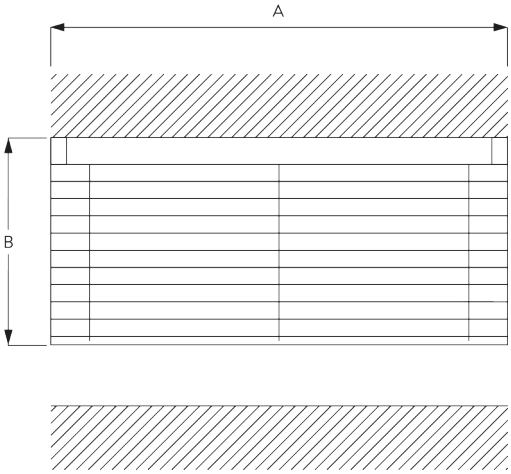

A: System width
B: System height

D. SPECIFICATION TEXT

Silent Gliss SG 8250 Electrically Operated Venetian Blind System. *Supplied made to measure and complete comprising aluminium headrail SG 8102 incorporating a flange to minimise light ingress at top of blind. Fixed to ceiling or wall with snap on brackets SG 8201 at 800-1000mm intervals plus one at 60mm from each end. Operation by integrated 24V DC motor SG 8060 controlled by fixed switch / third party control system subject to suitable interface by others / radio control systems SG Control L / SG Control R. All wireless controls at extra cost. Slat colour to be chosen from Silent Gliss 16/25mm range Price Group 1 / 2 / 3.*

FITTING

A. FITTING INFORMATION

For detailed fitting information, visit the Silent Gliss website.

Fixing points

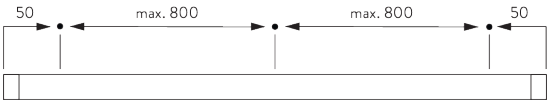

Note:
Never position the brackets SG 8201 on the take up reels.

Side-by-side fitting

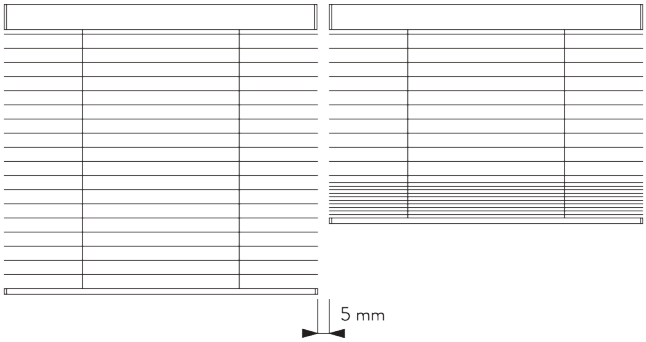

Min. distance: 5 mm

B. CEILING FITTING

Bracket SG 8201

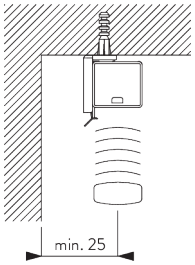

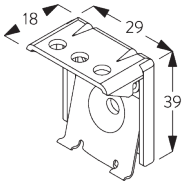

SG 8201

Bracket

C. WALL FITTING

Smart Fix

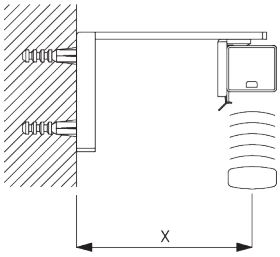

Smart Fix SG 11200 - SG 11203 and bracket SG 8201:
Screw SG 10395 (M4x6) needed.

Smart Fix	*X mm*
SG 11200 / SG 11210	*57*
SG 11201 / SG 11211	*77*
SG 11202 / SG 11212	*97*
SG 11203 / SG 11213	*117*
SG 11154	*107-135*
SG 11155	*137-165*
SG 11156	*187-215*

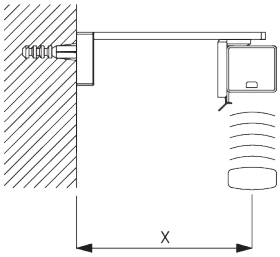

Square Smart Fix SG 11210 - SG 11213 and bracket SG 8201:
Screw SG 10395 (M4x6) needed.

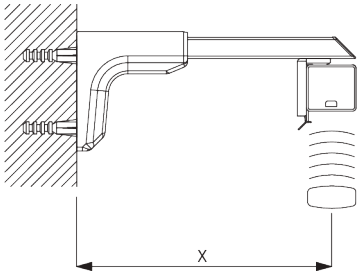

Universal Smart Fix SG 11154 - SG 11156 and bracket SG 8201:
Screw SG 10407 (M4x10) needed.

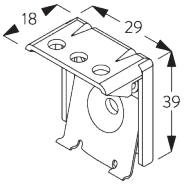

SG 8201
Bracket

SG 10395
Pan head screw M4x6

SG 10407
Pan head screw M4x10

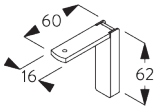

SG 11200
Smart Fix 60 mm

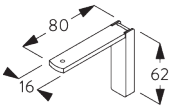

SG 11201
Smart Fix 80 mm

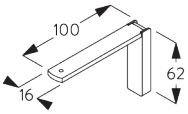

SG 11202
Smart Fix 100 mm

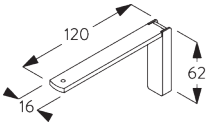

SG 11203
Smart Fix 120 mm

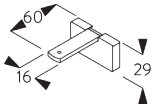

SG 11210
Square Smart Fix 60 mm

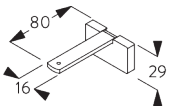

SG 11211
Square Smart Fix 80 mm

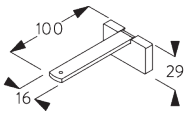

SG 11212
Square Smart Fix 100 mm

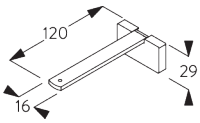

SG 11213
Square Smart Fix 120 mm

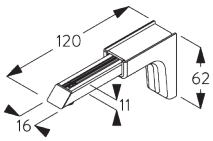

SG 11154
Universal Smart Fix 120 mm

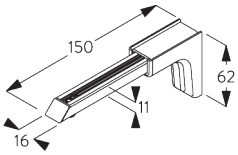

SG 11155
Universal Smart Fix 150 mm

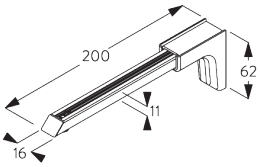

SG 11156
Universal Smart Fix 200 mm

Bracket SG 8201

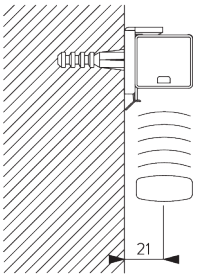

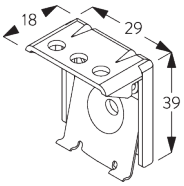

SG 8201
Bracket

D. FITTING WITH SIDE GUIDE OPTION

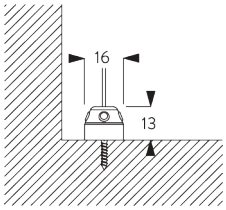

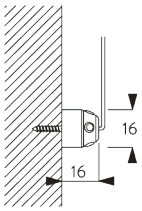

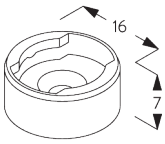

SG 8235

Side guide wire base short

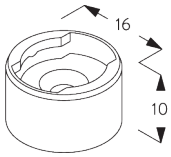

SG 8236

Side guide wire base long

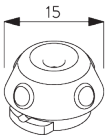

SG 8237

Side guide wire holder

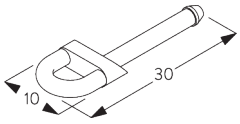

SG 8241

Side guide eyelet

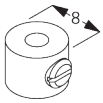

SG 8249

Side guide device

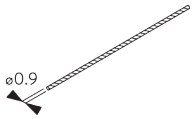

SG 10120

Side guide wire ø 0.9 mm

SYSTEM OPTIONS

A. SIDE GUIDES

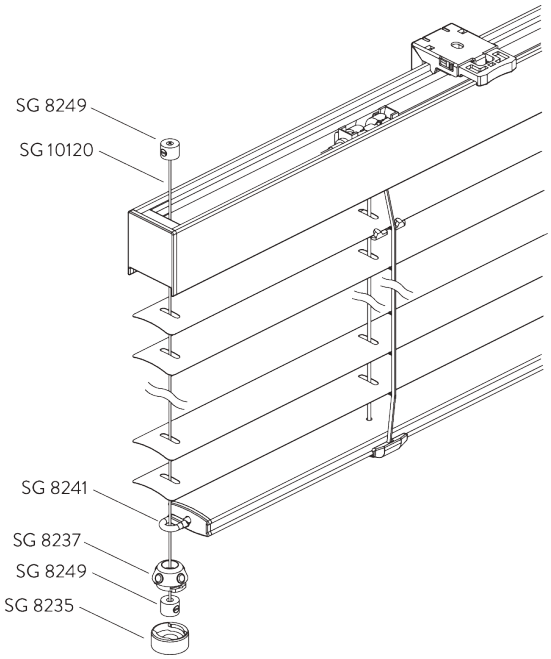

Additional parts:

- *2x SG 8235 Side guide wire base short*
- *2x SG 8237 Side guide wire holder*
- *2x SG 8241 Side guide eyelet*
- *4x SG 8249 Side guide device*
- *2x SG 10120 Side guide wire ø 0.9 mm*

Note:

- *Up to 15° from vertical*

MOTOR & CONTROLS

A. MOTOR FEATURES

Motor	SG 8060
Motor Features	
Mechanical end-stop	●
IP class	IP 20
Control Features	
SG Control L (external receiver required)	●
SG Control R (external receiver required)	●
Suitable for most major home automation systems (with suitable interface)	●

B. MOTOR SPECIFICATIONS

Motor	Voltage	Current	Speed
SG 8060	24 V DC	0.65 A	30 rpm

C. OPERATING METHODS

See catalogue "controls" for details.

Wall Switch

System can be operated by fixed wall switch.

SG Control L

Various radio hand-held and wall transmitters available. An external receiver is required.

Silent Gliss Move App.

SG Control R

Various radio hand-held and wall transmitters available. An external receiver is required.

D. WIRING DIAGRAMS

Refer to Silent Gliss website.

PARTS

A. STANDARD PARTS

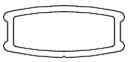

SG 8004
Bottom bar 24 mm

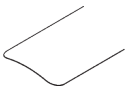

SG 8007
Slat 25 mm

SG 8013
Bottom clip 25 mm



SG 8025
Shaft

SG 8038
Shaft adaptor long

SG 8039
Stop ring

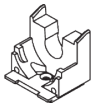

SG 8041
Bearing

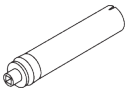

SG 8042
Cone long

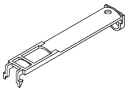

SG 8044
Cover long

SG 8046
Ring

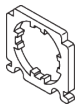

SG 8047
Profile adaptor

SG 8048
Shaft adaptor short

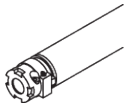

SG 8049
End stop AMS 25

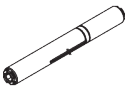

SG 8060
Motor 24V DC, 0,8/40



SG 8102
Profile

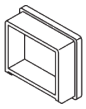

SG 8106
End cover 25 mm

SG 8201
Bracket

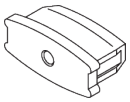

SG 8239
End cover 25 mm

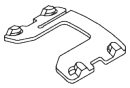

SG 10104
Slat clip 25 mm

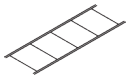

SG 10117
Ladder cord 25 mm

SG 10119
Lift cord ø 1.4 mm

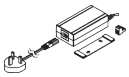

SG 11425
Power supply 24V / 2A including cable with UK plug

B. OPTIONAL PARTS

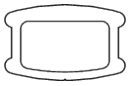

SG 8003
Bottom bar 16 mm

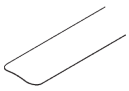

SG 8006
Slat 16 mm

SG 8012
Bottom clip 16 mm

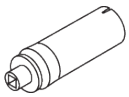

SG 8043
Cone short

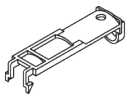

SG 8045
Cover short

SG 8235
Side guide wire base short

SG 8236
Side guide wire base long

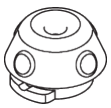

SG 8237
Side guide wire holder

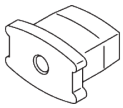

SG 8238
End cover 16 mm

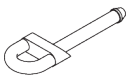

SG 8241
Side guide eyelet

SG 8249
Side guide device

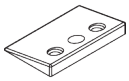

SG 8262
Spacer 10°

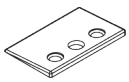

SG 8263
Spacer 4°

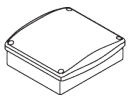

SG 9052
Transformer power supply 2.5

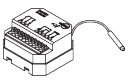

SG 9068

Radio receiver Revio

SG 9947

Control unit DC 24V

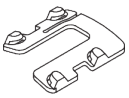

SG 10109

Slat clip 16 mm

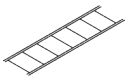

SG 10116

Ladder cord 16 mm

SG 10120

Side guide wire ø 0.9 mm

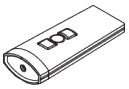

SG 10300

Radio hand held 1 channel

SG 10302

Radio hand held 5+1 channel

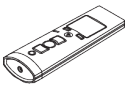

SG 10303

Radio hand held 10+2+1 channel

SG 10395

Pan head screw M4x6

SG 10407

Pan head screw M4x10

SG 10804

Radio hand held 15+5+1 channel

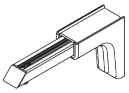

SG 11154

Universal Smart Fix 120 mm

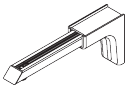

SG 11155

Universal Smart Fix 150 mm

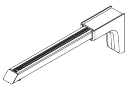

SG 11156

Universal Smart Fix 200 mm

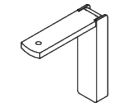

SG 11200

Smart Fix 60 mm

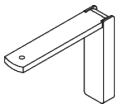

SG 11201

Smart Fix 80 mm

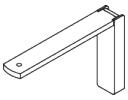

SG 11202

Smart Fix 100 mm

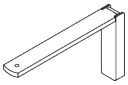

SG 11203

Smart Fix 120 mm

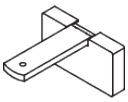

SG 11210

Square Smart Fix 60 mm

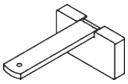

SG 11211

Square Smart Fix 80 mm

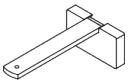

SG 11212

Square Smart Fix 100 mm

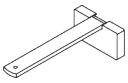

SG 11213

Square Smart Fix 120 mm

SG 11480

Radio wall transmitter 1 channel

SG 11490

Radio wall transmitter 5+1 channel

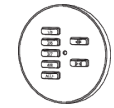

SG 20336

Hand held transmitter 8 channel

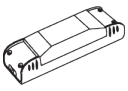

SG 20907

Control module motor type R

SG 20913

Wall switch single channel

SG 20914

Wall switch 8 channel