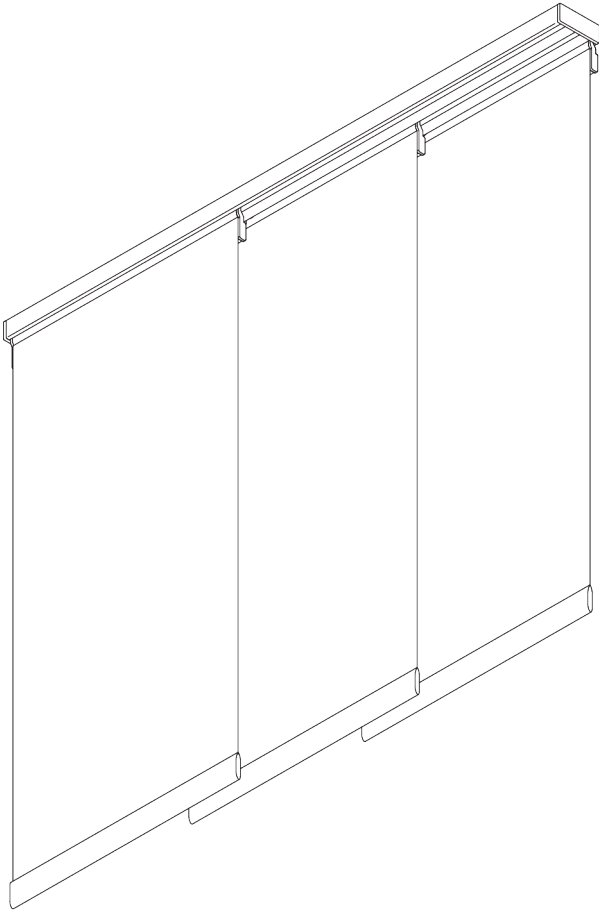


SG 2700



PRODUCT INFORMATION

- **Operation:** hand
- **Range:** S - L
- **Fitting:** ceiling, wall, recess
- **Colours:** white RAL 9016; special colours or anodised aluminum possible
- **Fabrics:** refer to Silent Gliss fabric collection

Features:

- 2-component (2C) roller technology
- Silent and smooth running
- Detachable fabric panels
- Aluminium carriers
- Free floating or connected panels

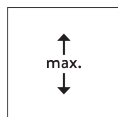
04/2024/V2

SYSTEM SPECIFICATIONS

A. SYSTEM DIMENSIONS



Panels free floating:
unlimited
Panels connected: 6 m



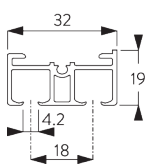
4 m



Max. 2 kg per m

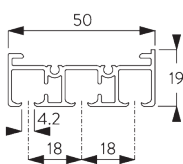
B. PROFILE

Profile information



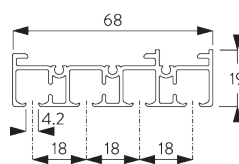
SG 10122

Profile 2-channel



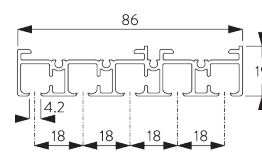
SG 10123

Profile 3-channel



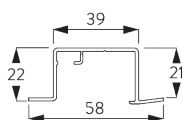
SG 10124

Profile 4-channel



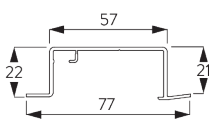
SG 10125

Profile 5-channel



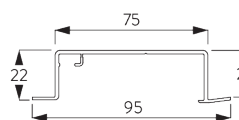
SG 10172

Recess profile 2-channel



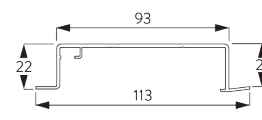
SG 10173

Recess profile 3-channel



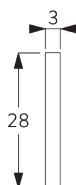
SG 10174

Recess profile 4-channel



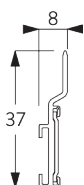
SG 10175

Recess profile 5-channel



SG 2006

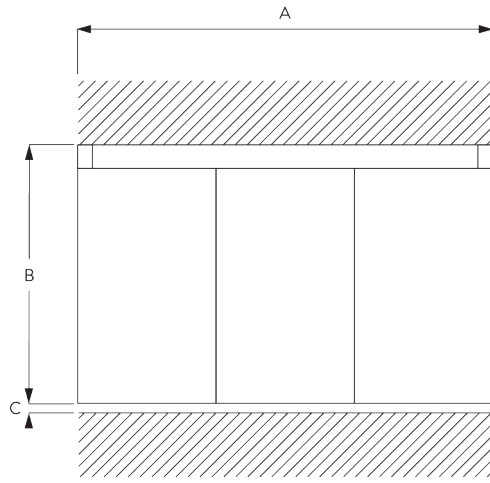
Bottom bar 28x3 mm



SG 10230

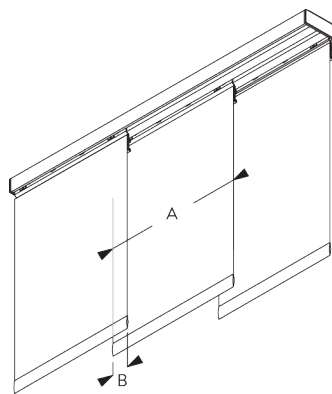
Carrier alu

**C. HOW TO
MEASURE**



A: System width
B: System height
C: Distance between floor and fabric

Dimensions of Panels



Free floating:

A: Recommended panel width: 500 - 1200

Connected:

A: Recommended panel width: 500 - 1200

B: Overlap: min. 50

**D. SPECIFICATION
TEXT**

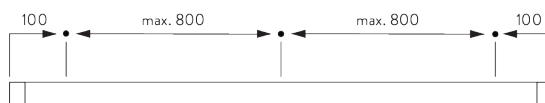
Silent Gliss SG 2700 Hand Operated Panel Glide System. Supplied made to measure and complete comprising profiles SG 10122 / SG 10123 / SG 10124 / SG 10125 as necessary with carriers SG 10230 with associated components and bottom weight SG 2006. Fabric panels stack right hand single / left hand single / pair / centre. Hand operated with panels unconnected / connected using draw rod SG 10430 / SG 10431 / SG 10432 / SG 10433 / SG 10434. Ceiling fixed using clamps SG 3003 / SG 3004 or brackets SG 10136 / SG 10137. Wall fix with Smart Fix brackets SG 11200-11204 / Square Smart Fix brackets SG 11210-11214 / Universal Smart Fix brackets SG 11154 -11156 with either SG 10136 or SG 10137 brackets. Recess fixed option with recess profile SG 10172 / SG 10173 / SG 10174 / SG 10175. Fabric to be chosen from Silent Gliss fabric collection, Price Group 1 / 2 / 3 / 4.

FITTING

**A. FITTING
INFORMATION**

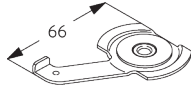
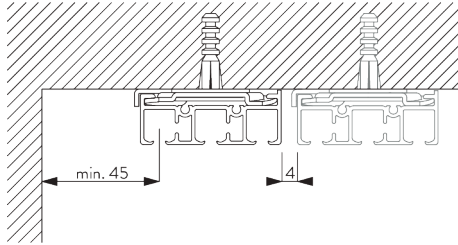
For detailed fitting information, visit the Silent Gliss website.

Fixing points

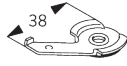


B. CEILING FITTING

Clamp SG 3003 / SG 3004



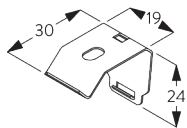
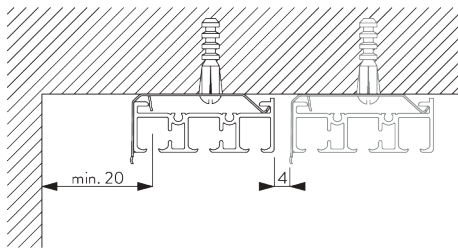
SG 3003
Clamp



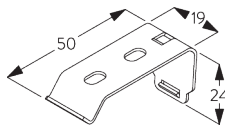
SG 3004
Clamp

Clamp	SG 10122	SG 10123	SG 10124	SG 10125
SG 3004	X			
SG 3003		X	X	X

Bracket SG 10136 / SG 10137



SG 10136
Bracket

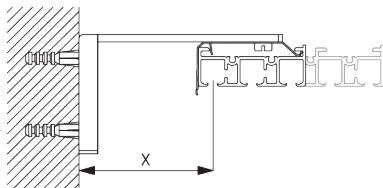


SG 10137
Bracket

Bracket	SG 10122	SG 10123	SG 10124	SG 10125
SG 10136	X			
SG 10137		X	X	X

C. WALL FITTING

Smart Fix



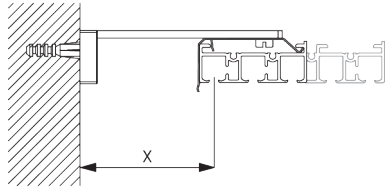
Smart Fix SG 11200 - SG 11204:

Bracket SG 10136 for 2 channel profile.

Bracket SG 10137 for more than 2 channel profiles.

Screw SG 10395 (M4x6) needed.

Smart Fix	X mm (SG 10122)	X mm (SG 10123)	X mm (SG 10124)	X mm (SG 10125)
SG 11200 / SG 11210	43	24	24	24
SG 11201 / SG 11211	63	44	44	44
SG 11202 / SG 11212	83	64	64	64
SG 11203 / SG 11213	103	84	84	84
SG 11204 / SG 11214	133	114	114	114
SG 11154	93-121	74-102	74-102	74-102
SG 11155	123-151	104-132	104-132	104-132
SG 11156	172-201	154-182	154-182	154-182

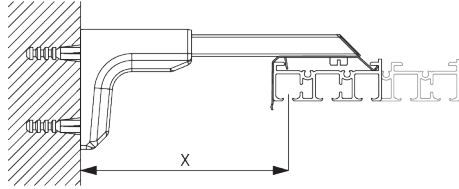


Square Smart Fix SG 11210 - SG 11214:

Bracket SG 10136 for 2 channel profile.

Bracket SG 10137 for more than 2 channel profiles.

Screw SG 10395 (M4x6) needed.

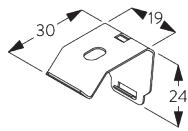


Universal Smart Fix SG 11154 - SG 11156:

Bracket SG 10136 for 2 channel profile.

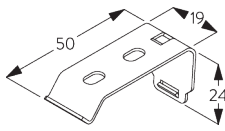
Bracket SG 10137 for more than 2 channel profiles.

Screw SG 10492 (M4x8) needed.



SG 10136

Bracket



SG 10137

Bracket



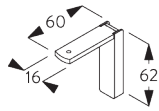
SG 10395

Pan head screw M4x6



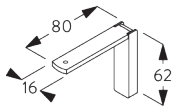
SG 10492

Pan head screw M4x8



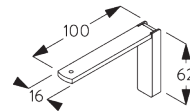
SG 11200

Smart Fix 60 mm



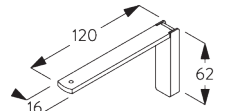
SG 11201

Smart Fix 80 mm



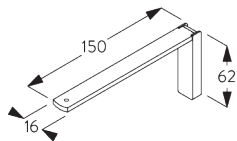
SG 11202

Smart Fix 100 mm



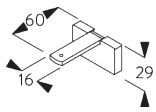
SG 11203

Smart Fix 120 mm



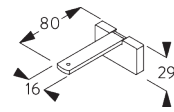
SG 11204

Smart Fix 150 mm



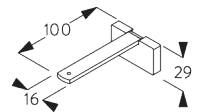
SG 11210

Square Smart Fix 60 mm



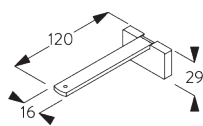
SG 11211

Square Smart Fix 80 mm



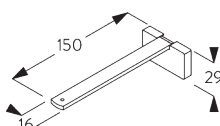
SG 11212

Square Smart Fix 100 mm



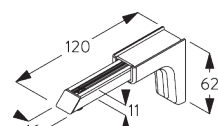
SG 11213

Square Smart Fix 120 mm



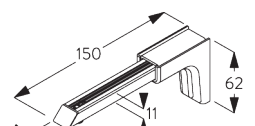
SG 11214

Square Smart Fix 150 mm



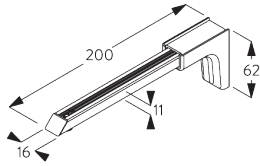
SG 11154

Universal Smart Fix 120 mm



SG 11155

Universal Smart Fix 150 mm

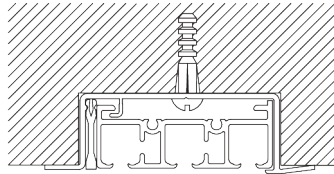


SG 11156

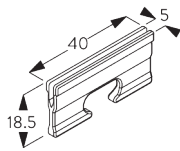
Universal Smart Fix 200 mm

D. RECESS FITTING

**Recess profiles
SG 10172 - SG 10175**

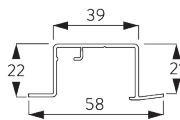


One wedge SG 10157 per fixing point.
For detailed recess fitting, visit the Silent Gliss website.



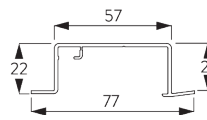
SG 10157

Wedge



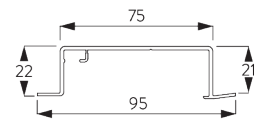
SG 10172

Recess profile 2-channel



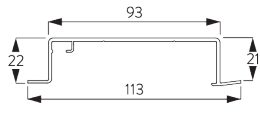
SG 10173

Recess profile 3-channel



SG 10174

Recess profile 4-channel

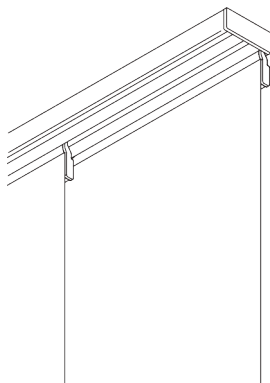


SG 10175

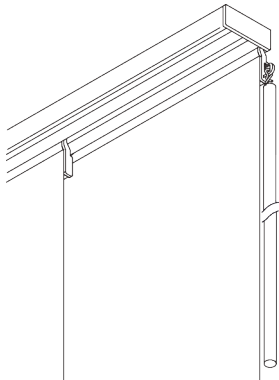
Recess profile 5-channel

SYSTEM OPTIONS

A. OPERATION



Free floating (unconnected panels)



**B. PANEL STACKING
(CONNECTED)**



Single stack
Note: dot = fixed panel


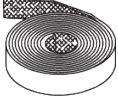


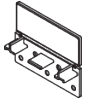





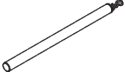


Pair stack
Note: dot = fixed panel


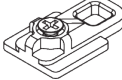

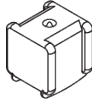

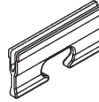
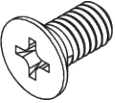
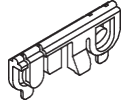

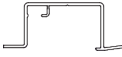

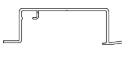




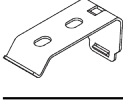
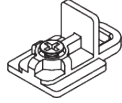
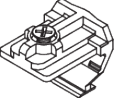

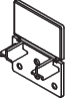
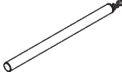
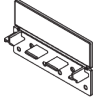
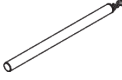
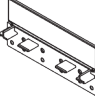
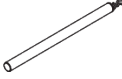
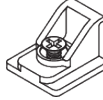
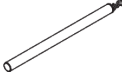
Other variations are possible.


PARTS

A. STANDARD PARTS

	SG 2006 Bottom bar 28x3 mm
	SG 2539 Tape
	SG 3003 Clamp
	SG 10123 Profile 3-channel
	SG 10143 Cover
	SG 10159 Countersunk head screw 3.5x13
	SG 10200 2C roller
	SG 10230 Carrier alu
	SG 10252 End cover left
	SG 10253 End cover right
	SG 10432 Draw rod 100 cm

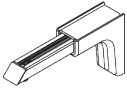
B. OPTIONAL PARTS

	SG 3004 Clamp		SG 10148 Eyelet for draw rod
	SG 3008 Connection bridge		SG 10156 End stop
	SG 6024 Connection bridge		SG 10157 Wedge
	SG 10074 Countersunk head screw M4x8		SG 10158 Click glider
	SG 10122 Profile 2-channel		SG 10172 Recess profile 2-channel
	SG 10124 Profile 4-channel		SG 10173 Recess profile 3-channel
	SG 10125 Profile 5-channel		SG 10174 Recess profile 4-channel
	SG 10136 Bracket		SG 10175 Recess profile 5-channel
	SG 10137 Bracket		SG 10340 Eyelet for draw rod
	SG 10140 Angle		SG 10395 Pan head screw M4x6
	SG 10142 End cover		SG 10430 Draw rod 50 cm
	SG 10144 End cover		SG 10431 Draw rod 75 cm
	SG 10145 End cover		SG 10433 Draw rod 125 cm
	SG 10146 Angle		SG 10434 Draw rod 150 cm



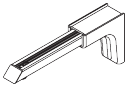
SG 10492

Pan head screw M4x8



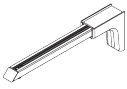
SG 11154

Universal Smart Fix 120 mm



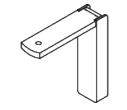
SG 11155

Universal Smart Fix 150 mm



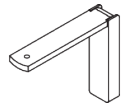
SG 11156

Universal Smart Fix 200 mm



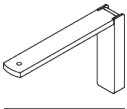
SG 11200

Smart Fix 60 mm



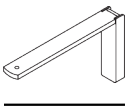
SG 11201

Smart Fix 80 mm



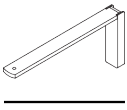
SG 11202

Smart Fix 100 mm



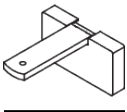
SG 11203

Smart Fix 120 mm



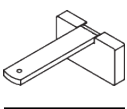
SG 11204

Smart Fix 150 mm



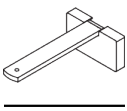
SG 11210

Square Smart Fix 60 mm



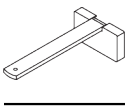
SG 11211

Square Smart Fix 80 mm



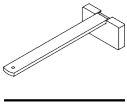
SG 11212

Square Smart Fix 100 mm



SG 11213

Square Smart Fix 120 mm



SG 11214

Square Smart Fix 150 mm

